

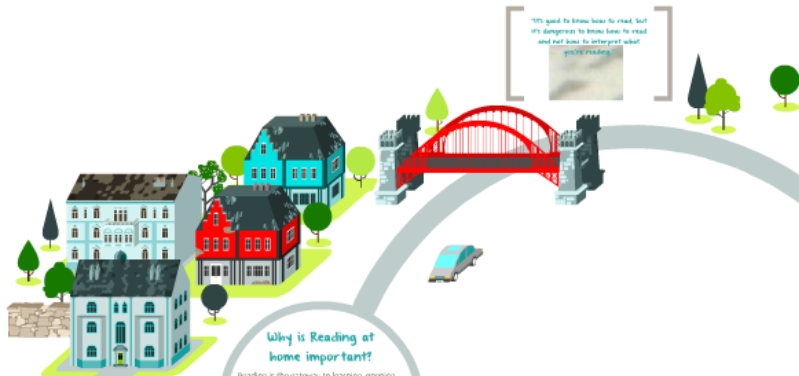


# ST MARY'S

Church of England Primary School



## Supporting Children with Reading at Home



### Why is Reading at home important?

Reading is the gateway to learning, opening doors to fantasy adventures, new possibilities and promising futures. Without strong reading skills, children will face a host of difficult challenges throughout their lives. That's why we know that reading matters.



### Inference

Ask the child to hunt for clues as they read.  
Use clues and child's own knowledge to make inferences.  
Infer character feelings and traits.  
Read between the lines.



### Making Connections

Ask children to build on what they already know to create deeper meaning as they read.  
Text to Text: Compare, contrast, link, etc.  
Text to Self: Link to own life/experiences



### Visualise!

Read  
Read the paragraph  
Imagine  
Make an image picture in your mind of the story  
Use your senses  
What do you see? Hear? Feel?  
Describe what you see  
Evaluate  
What do you think? Judge?  
Repeat the steps for the next paragraph



### Summarising

Summarising is a good way to check understanding.  
From fully one sentence to a full paragraph.  
How do you think the story will end? What do you think the author wants to tell you?  
Predict what the author will do next to finish the story.



### Predicting

Preview and Predict:  
- What is this going to be about?  
Connect  
- To tell, test, world  
What do I know about...?  
- Use Story Structure  
- Setting, When/Where  
- Characters: Who?  
- What is the problem?  
- What is the sequence of events?  
Predict While Reading  
- What will happen next?

### Questioning

Questioning helps the reader think more in depth about the text.  
- They help to keep readers on their toes!  
- Ask questions before, during and after reading.  
- Ask literal and inferential questions.



# Supporting Children with Reading at Home



**Inference**

Ask the child to hunt for clues as they read.  
Use clues and child's own knowledge to make inferences.  
Infer character feelings and traits.  
Read between the lines.

*Example: The car was silent. The engine was dead. The car was broken.*

**Making Connections**

Ask children to explain what they already know to create deeper meaning as they read.

*Text to self (make events in your life)*  
*Text to text (books, movies, TV etc.)*  
*Text to the real world (events)*

*Self to text:*  
What do I already know about this?  
How am I feeling about the story?  
How am I feeling about the character?  
How is this story different from what I know?

**Visualise!**

Read

- Read the paragraph
- Write
- Make a picture in your mind of the story
- Use your senses
- What do you see? Hear? Feel?
- Describe what you see
- Describe what you hear
- Describe what you feel
- What do you think? Feel?
- Repeat the steps of reader for the next paragraph

**Summarising**

Summarise one of the most important parts of the story.

Summarise the story in your own words. Use the text to help you.

*Example: The story was about a boy who was lost. He was very scared. He was very happy when he was found.*

**Predicting**

Review and Predict

- What's this going to be about?
- Correct
- To self, text, world
- What do I know about...?
- Use Story Structure
- Setting, where/when?
- Character-Who?
- What's the problem?
- What is the sequence of events?
- Predict while reading
- What will happen next?

**Questioning**

- Questioning helps the reader think more in depth about the text.
- They help to keep readers on their toes!
- Ask questions before, during and after reading.
- Ask literal and inferential questions


# Why is Reading at home important?

Reading is the gateway to learning, opening doors to faraway adventures, new possibilities and promising futures. Without strong reading skills, children will face a host of difficult challenges throughout their lives. That's why we know that reading matters.





"It's good to know how to read, but  
it's dangerous to know how to read  
and not how to interpret what  
you're reading."





# READING MATTERS




Reading is the most important subject in school. A child needs reading in order to master most of the other subjects.

Research shows that just 20 minutes a day spent reading with a child helps him/her develop critical reading skills.




## WHY IS READING AT HOME SO IMPORTANT?

A child spends 900 hours a year in school and 7,800 hours at home.



About half of illiterate adults live in poverty. They are less likely to find employment than their more literate counterparts.

Across the world, the children who read the most, read the best.



**Strategies to help you help your  
child thrive with their reading!**

**Visualise  
Make Connections  
Infer  
Predict  
Question  
Summarise**



# Visualise!

Read

- Read the paragraph

Image

- Make an image or picture in your mind of the story
- Use your senses.
- What do you see? hear? feel?

Describe

- Describe what you see

Evaluate

- What do you like? Dislike?

Repeat the steps if needed for the next paragraph





# Making Connections

Ask children to build on what they already know to create deeper meaning as they read.

Text to Self (similar events in your life)

Text to Text (books, movies, T.V., etc.)

Text to Life (real world events)

Ask Yourself:

What do I already know about this?

Has anything similar ever happened to me?

How would I feel if this happened to me?

Can I relate to the characters?

Does this story remind me of something?



# Inference

Ask the child to hunt for clues as they read.

Use clues and child's own knowledge to make inferences.

Infer character feelings and traits.

Read between the lines.

*With clippers in one hand and scissors in the other, Hassan was ready to begin his job*

**What can you infer was Hassan's job?**

# Predicting

Preview and Predict

- What's this going to be about?

Connect

- To self, text, world

What do I know about ...?

- Use Story Structure
- Setting- Where/When?
- Characters- Who?
- What's the problem?
- What is the sequence of events?




Predict While Reading

- What will happen next?

# Questioning

- Questioning helps the reader think more in depth about the text.
- They help to keep readers on their toes!
- Ask questions before, during and after reading.
- Ask literal and inferential questions





# Summarising

Summarising is one of the most challenging skills to teach.

Essentially, you are asking children to condense the text by about 90%!

This is a skill that needs to be taught so don't expect your children to just know how to do this!

Practice with them and model how to extract the important parts of the text

**SUMmarise It**

**S**horter than the text

**U**se your own words

**M**ain ideas only





## Inference

Ask the child to hunt for clues as they read.  
Use clues and child's own knowledge to make inferences.  
Infer character feelings and traits.  
Read between the lines.

With clippers in one hand and scissors in the other, Hassan was ready to begin his job.

What can you infer was Hassan's job?

## Making Connections

Ask children to build on what they already know to create deeper meaning as they read.

Text to Self (similar events in your life)  
Text to Text (books, movies, T.V., etc.)  
Text to Life (real world events)

Ask Yourself:  
What do I already know about this?  
Has anything similar ever happened to me?  
How would I feel if this happened to me?  
Can I relate to the characters?  
Does this story remind me of something?



## Predicting

Preview and Predict

- What's this going to be about?

Connect

- To self, text, world
- What do I know about ...?
- Use Story Structure
- Setting- Where/When?
- Characters- Who?
- What's the problem?
- What is the sequence of events?

Predict While Reading

- What will happen next?



## Questioning

- Questioning helps the reader think more in depth about the text.
- They help to keep readers on their toes!
- Ask questions before, during and after reading.
- Ask literal and inferential questions



## Visualise!

Read

- Read the paragraph

Image

- Make an image or picture in your mind of the story
- Use your senses.
- What do you see? hear? feel?

Describe

- Describe what you see

Evaluate

- What do you like? Dislike?

Repeat the steps if needed for the next paragraph



## Summarising

Summarising is one of the most challenging skills to teach.

Essentially, you are asking children to condense the text by about 90%!

This is a skill that needs to be taught so don't expect your children to just know how to do this!

Practice with them and model how to extract the important parts of the text

**SUMMARISE IT**  
Shorter than the text  
Use your own words  
Main ideas only



