



Y2 SATS Workshop

What are the Sats?

At the end of Y2, it is compulsory for all children take part in standardised national curriculum assessments. They are assessments based upon everything that children would have learned so far in their learning journey. Key Stage 1 Sats involve the following papers:

- English Reading Paper 1 (approximately 30 minutes)
- English Reading Paper 2 (approximately 40 minutes)
- Maths Paper 1: Arithmetic (approximately 20 minutes)
- Maths Paper 2: Reasoning (approximately 35 minutes)
- English Spelling (20 words based upon the KS1 spelling rules, approximately 15 minutes)
- English Punctuation and Grammar (approximately 20 minutes)

Writing is assessed using evidence collected throughout Y2. There is no writing test.

Why are they important?

The Sats are important as it allows all schools to assess the children's readiness for Y3 and beyond. It allows schools to prepare for the following term by analysing what the children are confident in and use this to build appropriate steps to help all children succeed in KS2.

It allows us to form a picture of your child's educational journey to the end of KS2 and beyond.

Unlike KS2, Sats results and scores are used to support teacher assessment when grading children at the end of the year.

When are they? How do we deliver them?

Unlike KS2 SATs, KS1 SATs don't have to be administered according to a nationally-set timetable in a specific week and schools are free to manage the timetable.

They will be delivered throughout the month of May during school hours in 'exam' conditions.

All tests are delivered in a calm, comfortable space and the children are taken in groups with an adult they know incredibly well.

They are all delivered in a low-key, low-stress manner and all children are given encouragement throughout.

Snacks and drinks are provided and small breaks taken where needed.

Results

Tests are marked internally using the provided mark schemes and the local authority moderate to ensure all tests are administered in line with the guidance. Once marked, the tests will be given the following scores:

- A raw score (total number of marks achieved for each paper);
- A scaled score (see below);
- A judgement on if the National Standard has been met.

After marking each test, the raw score is converted to a scaled score. Even though the tests are made to the same standard each year, the questions must be different. This means the difficulty of the tests may vary. Scaled scores ensures an accurate comparison of performance over time.

Scaled scores range from 80 to 120.

A scaled score of 100 or more shows the pupil is meeting the National Standard.

Reading Paper 1

Paper 1 consists of a combined reading prompt and answer booklet. The test takes approximately 30 minutes.

It normally contains two different types of text.

Example questions (2019)

My Big Brother JJ

I was happy. My brother JJ was happy.
It was nearly half term.

Then Mum rushed into the room.
"JJ! Jasmine! I need to talk to you about next week. I know it is holiday time, but I have to go to work," she said.

"I need to know that you can be a good girl for JJ. He will be in charge."



Practice questions

a Why was JJ looking after Jasmine?

Tick **one**.

Mum was going to work.

☐

Mum was going on holiday.

☐

Jasmine was ill.

☐

Jasmine was going on holiday.

☐

b Who is telling the story?

On Monday, we had a very good day. We went to the fair in the park. I won a huge, pink teddy.

On Wednesday, we went to the circus in a big tent. It was so lovely! We saw acrobats swinging high above our heads.

On Friday, JJ said, "Let's do something for Mum. She has been working all week."

"Can we do a picture in the garden?" I asked.



1 Draw **three** lines to show what Jasmine and JJ did on each day.

Monday

• did something for Mum

Wednesday

• went to the fair

Friday

• went to the circus



1 mark

2 What did Jasmine and JJ see at the circus?



1 mark

Reading Paper 1

Example questions (2019)

"Jasmine! You have got paint all over your hair," she shouted.

But then she saw the painting. Her face changed.

"Whatever made you think of doing that?" she said. "It is FANTASTIC and I love the sparkling fireworks at the top!"

JJ grinned. "It was Jasmine's idea to add some extra colour," he said. We all laughed.



- 9 When Mum came home, where did she first see the paint?



1 mark

- 10 How did Mum feel when she first saw Jasmine?



1 mark

- 11 What did Mum describe as sparkling fireworks?

Tick **one**.

the sky that JJ painted

☐

the basketball net and red ball

☐


the flowers that Jasmine painted

☐

the splashes of paint

☐

1 mark



- 12 Which **two** pieces of clothing did cowboys use to protect their faces from the weather?

1. _____

2. _____



1 mark

- 13 Write **one** item that cowboys used for working with animals.



1 mark

Reading Paper 1

Example questions (2019)

A cowboy's job

Two hundred years ago in North America, a huge area of grass covered most of the land. Because people wanted to eat meat, they kept cows on this land.

Cowboys were needed to move the cattle from one place to another. This could take months, so the cowboys lived and worked together and became friends.



A group of cowboys

- 14 What covered most of the land in North America two hundred years ago?



- 15 What job did the cowboys do?



- 16 Why did cowboys become friends with each other?

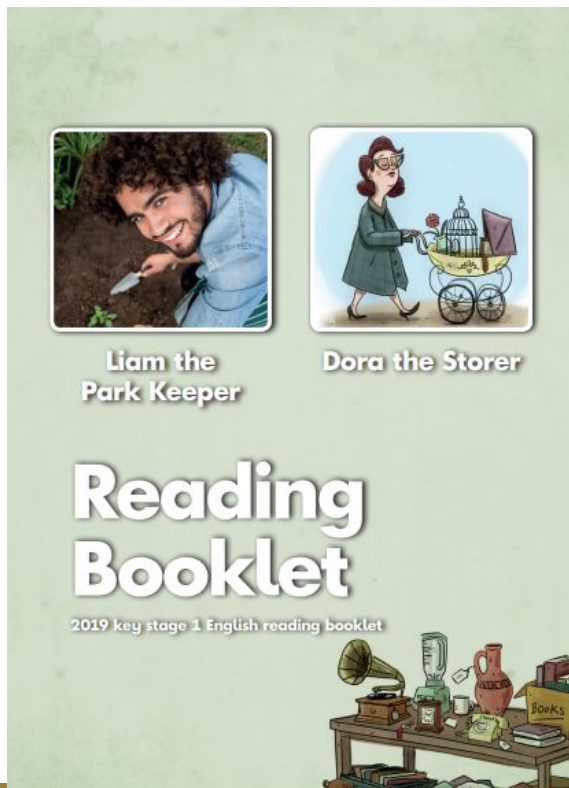


Reading Paper 2

Example questions (2019)

Paper 2 consists of an answer booklet and a separate reading booklet. It contains more challenging texts than Paper 1. The test takes approximately 40 minutes.

It normally contains two different types of text.



2019 national curriculum tests

Key stage 1

English reading

Paper 2: reading answer booklet

First name	
Middle name	
Last name	

Total marks

--


Reading Paper 2

Example questions (2019)


Liam the Park Keeper

Meet Liam the park keeper

Do you like being out in the open air? Liam does! He works as a park keeper, which means he is outside all day long. He can listen to the birds and look at the beautiful trees and plants.

 **Liam the park keeper**

Liam has to keep his areas of the park looking their best for visitors, especially the rose garden. It's a very demanding job, but Liam enjoys it.



This is the park where Liam works.

Questions 1–9 are about *Liam the Park Keeper*
(pages 4–8)

1 Liam works...

(page 4)

Tick **one**.

outside all of the time.

☐

at a desk when it is cold outside.

☐

outside when it is sunny.

☐

at a desk all of the time.

☐

2 Which area of the park does Liam keep particularly nice for visitors?

(page 4)


1 mark

9 Put ticks in the table to show which sentences are **true** and which are **false**.

(pages 4–8)

Sentence	True	False
Liam does the same jobs every day.		
Liam always works alone.		
Liam sometimes cuts the grass and the bushes.		
Liam's work is often dirty.		


2 marks

Reading Paper 2

Example questions (2019)

Dora the Storer

Dora liked things. She didn't go out looking but somehow she always spotted them, lost or thrown away, just the very things she knew would come in useful one day.

Birdcages and bookcases, bicycles and balls, Dora found and kept them all. The one thing that Dora did not have was space.

Dora had no space to put things. Dora had no space to cook things. Dora had no space to sit or eat.

"I must find more space," she said, as she clambered carefully out of bed.

Later that morning, a slip of paper squeezed in through the letter box.

Dora finally found her glasses and this is what she read:

JUMBLE SALE

FOR A VERY GOOD CAUSE

Bring all your old things

PLEASE BE GENEROUS

Come to the Village Hall
on Saturday 20th May
from 11am to 2pm.



9

Questions 10–18 are about *Dora the Storer* (pages 9–11)

(page 9)

- 10 Look at the beginning of the story.

What was different about Dora's things?

Tick **one**.

She bought them in the shop. ☐

Someone gave them to her. ☐

She made them herself. ☐

They had been thrown away. ☐

☐ 1 mark

(page 9)

- 11 What sort of things did Dora choose to collect?

Tick **one**.

expensive things ☐

colourful things ☐

things that might be useful ☐

things that she could sell ☐

☐ 1 mark

Dora pushed her pram to and from the jumble sale hall. But as time went on, it got harder and harder to part with her precious finds. She could not help sniffing when she said goodbye to the bicycles and she cried as she wheeled away the lampshade.

(page 9)

- 12 It was difficult to get the piece of paper through Dora's letter box.

Find and **copy one** word that tells you this.

☐ 1 mark

(pages 9–10)

- 13 Why did Dora want to give things to the jumble sale?

Write **two** reasons.

1. _____

2. _____

☐ 2 marks

(page 10)

- 14 Dora cried as she pushed her pram away for the last time. Why was she sad?

☐ 1 mark

Mathematics Paper 1

Example questions (2019)

Paper 1: arithmetic
consists of a single test
paper and takes
approximately 20 minutes.

1

$9 - 3 =$

1 mark

3

$18 - 6 =$

1 mark

2

$5 + 10 + 5 =$

1 mark

4

$10 \times 10 =$


1 mark

Mathematics Paper 1

Example questions (2019)

9

$22 + 22 = \boxed{}$



1 mark

13

$14 \div 2 = \boxed{}$



1 mark

21

$\frac{1}{2} \text{ of } 90 = \boxed{}$



1 mark

10

$\boxed{} + 8 = 12$



1 mark

14

$64 - 11 = \boxed{}$



1 mark

22

$100 - \boxed{} = 52$



1 mark

Mathematics Paper 1

Example questions (2019)

23

$$\frac{2}{4} \text{ of } 36 = \boxed{}$$


1 mark

24

$$62 - 54 = \boxed{}$$


1 mark

25

$$73 - 19 = \boxed{}$$


1 mark

Mathematics Paper 2

Example questions (2019)

Paper 2: reasoning consists of a single test paper and takes approximately 35 minutes.

The paper includes a practice question and 5 aural questions.

Question 1	Look at the cards. I will read them for you. Monday...Friday...Wednesday...Saturday... Tick the card that shows the name of the day before Thursday.
Question 2	Write an even number that comes between fifty-two and fifty-seven . Write the number in the box.
Question 3	Turn to the next page. Look at the five shapes. Tick <u>all</u> of the shapes that have half shaded.
Question 4	Look at the calculation. Write a number in the box to make the calculation correct.
Question 5	What is ninety-six minus ten ? Write your answer in the box.

1

Monday

Friday

Wednesday

Saturday



4

$$12 = \square \times 6$$



5

96



Mathematics Paper 2

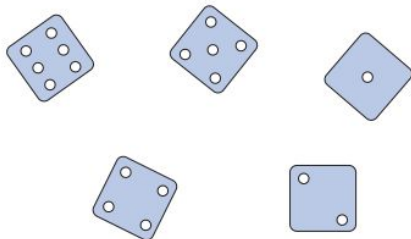
Example questions (2019)

- 6** Match each shape to the correct description.

One is done for you.

shape	description
triangle	has 8 vertices
square	has 3 sides
octagon	has 4 right angles
circle	has no vertices

- 8** Circle the **three** dice that add up to **13**



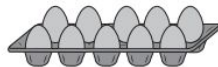
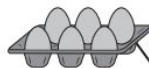


 1 mark

 1 mark

- 9** Match each egg box to the correct multiplication.

One is done for you.



$$6 \times 2$$

$$5 \times 3$$

$$3 \times 2$$

$$5 \times 2$$

 1 mark

- 10** Sam has cards that are numbered 1 to 8

Sam turns over two of the cards.



Which two cards has Sam turned over?

Write the numbers on the cards below.

 1 mark

Mathematics Paper 2

Example questions (2019)

- 11 Complete the number sentences.

One is done for you.

$$\frac{1}{2} \text{ of } \boxed{8} = 4$$

$$\frac{1}{2} \text{ of } \boxed{} = 3$$

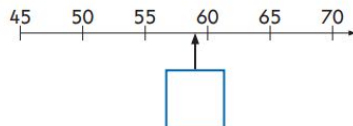
1 mark

- 12 Write the missing numbers in the sequence.

16	14	12			
----	----	----	--	--	--

1 mark

- 14 Write the correct number in the box.



1 mark


- 25 Write five coins that have a total of 37p.

p	p	p	p	p
---	---	---	---	---

1 mark

- 26 Ajay has 30 pencils.

He shares them equally between 3 pots.



Complete the number sentence to show how Ajay shares the pencils.

$$\boxed{} \div \boxed{} = \boxed{}$$

1 mark

- 29 There are 100g of chocolate chips in the bag.

Sita uses 25g.

Ben uses 35g.

How many grams of chocolate chips are **left** in the bag?



Show
your
working

<input type="text"/>	g
----------------------	---

2 marks

Mathematics Paper 2

Example questions (2019)

- 30 A shop has 12 bags of crisps.

It sells $\frac{1}{4}$ of the bags.

How many bags of crisps did the shop **sell**?



bags



1 mark

- 31 Ben has **63** beads.

He gives **37** beads away.

How many beads does Ben have **left**?

beads



1 mark

- 32 Ben has **90p**.

He buys **2** tickets.

Each ticket costs **35p**.

How much money does Ben have **left**?



Show
your
working

p



2 marks

SPAG Paper 1 (Spelling)

Paper 1: spelling consists of a test transcript to be read by the test administrator and an answer booklet for pupils to write 20 spellings. The paper takes approximately 15 minutes

Example questions (2019)

11. There was a spare _____ on the bus.

12. The detective found a _____.

13. That was a _____ film!

14. We will _____ classrooms next year.

15. They went the _____ way.

16. Remember to _____ off the light.

17. Coins are made out of _____.

18. In maths, we learnt what a _____ is.

19. The audience _____ loudly.

20. Our teacher tells us the _____ stories.

End of spelling test

Spelling 11: The word is **seat**.

There was a spare **seat** on the bus.

The word is **seat**.

Spelling 12: The word is **footprint**.

The detective found a **footprint**.

The word is **footprint**.

Spelling 13: The word is **scary**.

That was a **scary** film!

The word is **scary**.

Spelling 14: The word is **change**.

We will **change** classrooms next year.

The word is **change**.

Spelling 15: The word is **wrong**.

They went the **wrong** way.

The word is **wrong**.

Spelling 16: The word is **switch**.

Remember to **switch** off the light.

The word is **switch**.

Spelling 17: The word is **metal**.

Coins are made out of **metal**.

The word is **metal**.

Spelling 18: The word is **fraction**.

In maths, we learnt what a **fraction** is.

The word is **fraction**.

Spelling 19: The word is **clapped**.

The audience **clapped** loudly.

The word is **clapped**.

Spelling 20: The word is **funniest**.

Our teacher tells us the **funniest** stories.

The word is **funniest**.

- You should now read all 20 sentences again.
- Give the pupils the opportunity to make any changes they wish to their answers.
- At the end of the test say:

This is the end of the test. Please put down your pen or pencil.





SPAG Paper 2 (Punctuation and Grammar)

Example questions (2019)

Paper 2: questions is a combined question and answer booklet focusing on pupils' knowledge of grammar, punctuation and vocabulary. The paper takes approximately 20 minutes.

- 1** Draw lines to join two words that can become one word.

One has been done for you.


Word 1		Word 2
white		ship
rain		board
tooth		coat
space		paste

☐ 1 mark


- 2** The sentences below have their punctuation marks covered.


Which sentence is a **question**?

Tick **one**.

I have finished my puzzle  ☐

Find me a new puzzle  ☐

Where is my puzzle  ☐

What a tricky puzzle this is  ☐

☐ 1 mark

- 3** Tick the correct word to complete the sentence below.

We will go cycling _____ we arrive home in time.

Tick **one**.

that ☐

or ☐

but ☐

if ☐

☐ 1 mark

- 4** Which sentence is punctuated correctly?

Tick **one**.

There are some foxes living in the woods ☐

there are some foxes living in the woods ☐

There are some foxes living in the woods. ☐

there are some foxes living in the woods. ☐

☐ 1 mark

SPAG Paper 2 (Punctuation and Grammar)

Example questions (2019)

- 5 Which word can have the letters un in front of it to make another word?

Tick **one**.

tie ☐

big ☐

hot ☐

sit ☐



1 mark

- 6 Circle **one** word in the sentence below that can be replaced with the word but.

Paul and Anil went to music club and Joe went home.



1 mark

- 7 Add one **exclamation mark** in the correct place below.

Our school play was amazing I loved the costumes.



1 mark

- 8 Rewrite the verb in the box to complete the sentence in the correct **tense**.

Emily _____ to school and met Li at the gate.

run



1 mark

SPAG Paper 2 (Punctuation and Grammar)

Example questions (2019)

- 15 Add a suffix to the word light in the sentence below to make an **adverb**.

It was raining light_____ at playtime today.



1 mark

- 16 Use only the words in the box below to write a **statement**.

flower the grow will

Remember to use correct punctuation.



2 marks

- 17 Circle the correct option in each box to complete the sentences.

Were
We're

going on a treasure hunt.

Shall we start looking for

clues
clue's

?

Robs
Rob's

team found the treasure first.



1 mark

- 18 Write one **verb** to complete the sentence below.

Fred is _____ to the teacher.



1 mark

- 19 Tick to show whether each sentence is in the **past tense** or the **present tense**.

Sentence	Past tense	Present tense
Samir enjoys cooking.		
Eva laughed at the joke.		
Poppy caught the ball.		



1 mark

How we are preparing for them.

We do not make reference to sats during lessons to keep anxieties low.

All of our lessons are based upon the national curriculum and we interweave examples of questions, technical vocabulary and skills throughout our curriculum.

We are running before/after school booster sessions to build confidence.

Homework has been adapted to help practice different styles of questions across the curriculum.

Writing can be taken from any subject to show different styles, techniques and skills.

Home support.

Helping your child complete their home learning will give extra confidence and extra practise to all that we do in school.





Reading with your child every day and asking interesting questions about the text will have a huge impact on reading fluency and comprehension.

Beneficial for a regular routine including bedtime.

Stay positive! A positive attitude goes along way. Always encourage and support!

Home support.

Should you wish to purchase more resources to support your child we would recommend the CGP KS1 Sats books and the Letts workbooks.



Remember...

SATs focus on what children know about Maths and English.

They will not reflect how talented they are at science, geography, art, PE..., and they certainly won't highlight all of their amazing personal characteristics.

SATs don't tell the whole story.

Their results will say if they did or did not meet a certain standard but not necessarily by what margin. These thresholds change each year according to the overall national performance, so what was classed as 'meeting the expected standard' this year might not be the same as last year.

What to do if you are worried.

SATs can induce a certain degree of worry or anxiety but there is, of course, a tipping point.

SATs anxiety should not:

- Affect a child's appetite
- Affect a child's sleep
- Affect a child's personality
- Induce panic, tears or disengagement from lessons
- Be a reason not to attend school.

What to do if you are worried.



Talk to the school

Sometimes concerns present at home and not at school. If you notice a change in your child, talk to the school so that everyone concerned can offer the support needed.

Talk to your child

Talk to your child about what aspect of SATs concerns them the most. If you can help them pinpoint what is bothering them the most, you can take specific steps to help reassure them.

Encourage your child to talk to their teacher

SATs are obviously linked to school. Don't be surprised if your child would prefer seek reassurance from teachers over family members.

Try not to project your own anxieties or views about the SATs

Children can be very intuitive. If they see that you are anxious, this could add to their own anxieties. Similarly, if you don't believe in SATs, your child may reflect this view.

Questions?